

INFECTIOUS DISEASE CONTROL

THROUGH DESIGN




Safety has been always a priority in the dental environment. As a result of COVID-19 and increased awareness about the spread of infection, the approach to infection control in dental practices is evolving. Many practitioners are already adopting new safety measures to protect their staff and patients, including utilizing PPE, installing air purifiers, and improving ventilation. In response, Integrated Design Studio has compiled a list of recommendations and guidelines specific to infection control through the design of a dental practice.

Please note, the following information is intended only as a guide; the ideas stated are recommendations made by our design team based on sources we believe to be reliable, including the CDC, OSHA, and ADA.*

Public Zone

Waiting Room

1. Utilize virtual waiting rooms when necessary, but plan for the future by sizing according to typical guidelines.
2. Provide a hand washing station or a sanitation station with hand sanitizer and masks for patients upon arrival. Nearby restrooms can also serve as a hand washing area.
3. Consider flexible furniture pieces for smaller, grouped configurations as opposed to long stretches of side-by-side seating.
4. Provide furniture pieces that allow for added protection such as booth-style seating. Freestanding privacy panels can further divide groups of seats, and are available in a variety of colors and materials.

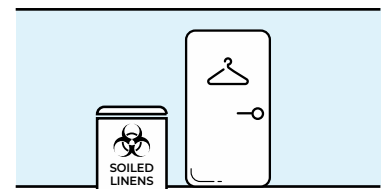


Reception

1. Utilize temporary plexiglass dividers that can be suspended from the ceiling or mounted to a work surface for a less permanent solution for adding protection and retaining the appearance of openness.
2. Allow adequate space for each staff member within the business office.
3. Create an in-and-out flow around the business desk to avoid patients on the way to treatment crossing paths with patients at check out. If space does not allow for a circular flow, add semi-private acrylic dividing panels at patient check-in and out for added protection and privacy.

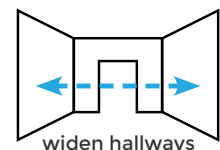
Private Zone

1. Provide an area dedicated to PPE storage.
2. Provide a changing room and laundry service, either on-site or off-site
3. Create a closed room for storage, washing, decontamination, or disposal of PPE. Be conscious of the placement of the washer and dryer to avoid cross contamination. Preferred locations include within the lab, a changing room, or off of the hallway.



Corridors

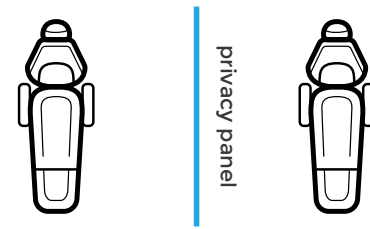
1. Create wider hallways when space allows, especially in high-traffic areas such as treatment and sterilization.
2. Provide adequate circulation for staff and patients; avoid bottlenecking.



Treatment Zone

Open Treatment Areas

1. Consider privacy panels between treatment chairs to support infection control and patient privacy.***
2. In an open environment, space chairs further apart or create private bays that can accommodate families, keeping in mind this may limit the use of the area.
3. Add a soffit above a center island cabinet as an added barrier against potential aerosols.***
4. Add a sink in each treatment room for sanitation within the room.



Closed Treatment Rooms

1. Consider designating at least one closed room with doors that can accommodate sick patients with emergency needs who require isolation and privacy.

Sterilization

1. Maintain clear separation between clean and dirty with divider panels.
2. Allow for a view into sterilization to showcase your processes and boost patient confidence. Utilize blue and red lighting to highlight areas recommended by dental manufacturer.

*The information is not intended to be a substitute for a thorough, professional assessment of the most recent OSHA, CDC, and relevant state guidelines regarding COVID-19 for your practice and staff. Henry Schein does not undertake any obligation to update or revise any statements contained, or correct inaccuracies as a result of new information, future events, or otherwise. Dental and medical professionals must make their own business decisions and may wish to seek professional advice before acting with regard to the subjects mentioned. Nothing contained herein should be treated as legal, business, accounting, international, insurance, tax, financial or other professional advice.

**Verify that panels or methods of separations do not interfere with accessibility requirements or sprinkler systems.